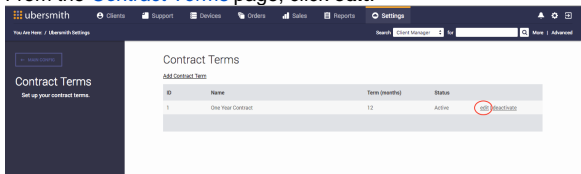


Managing Contract Terms

Once you have [created your contract terms](#), you can perform various actions on them.

Editing Contract Terms

1. From the [Contract Terms](#) page, click **edit**.



The *Edit Contract Term* page appears.

On this page:

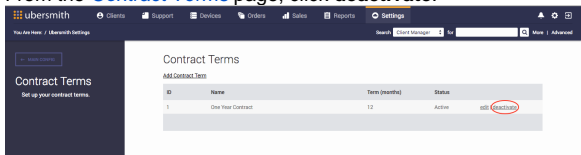
On this page:

- [Editing Contract Terms](#)
- [Deactivating Contract Terms](#)
- [Activating Contract Terms](#)
- [Related Topics](#)

Deactivating Contract Terms

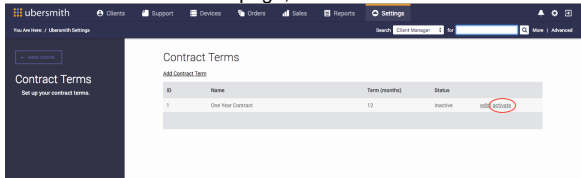
Deactivating a contract term does not remove it from any services already using it, but it does remove the term from being able to be chosen from the *Add or Edit Service* pages from the point of deactivation.

1. From the [Contract Terms](#) page, click **deactivate**.



Activating Contract Terms

1. From the [Contract Terms](#) page, click **activate**.



Related Topics

[Adding Contract Terms](#)

[Adding Rate Plans](#)

[Managing Rate Plans](#)

[Adding Services](#)

[Managing Services](#)