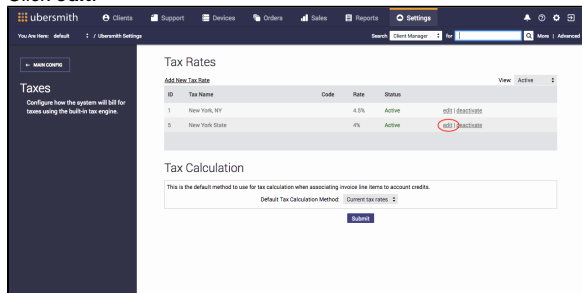


Managing Tax Rates

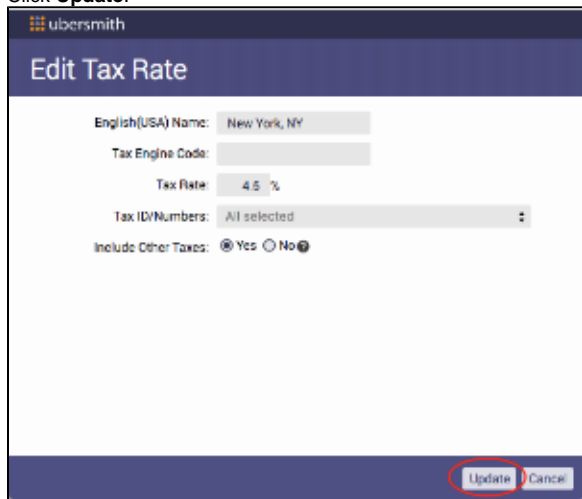
Once you have [added a tax rate](#), you can perform various action.

Editing Tax Rates

1. [Access the Tax Rates page.](#)
2. Click **edit**.



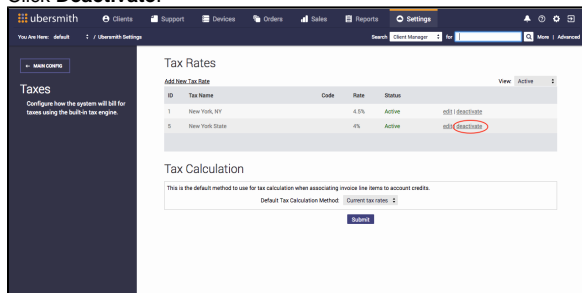
- The *Edit Tax Rate* page appears.
3. Make any necessary updates you need.
 4. Click **Update**.



Removing Tax Rates

Removing, or deactivating a tax rate removes that rate from any services it's assigned to.

1. [Access the Tax Rates page.](#)
2. Click **Deactivate**.

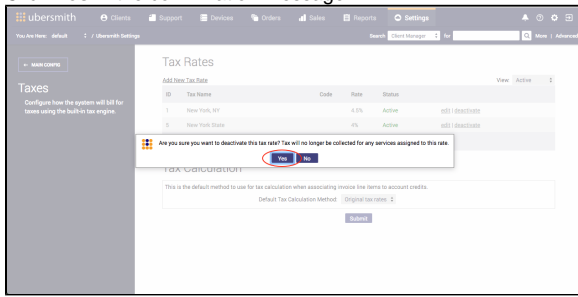


On this page:

On this page:

- [Editing Tax Rates](#)
- [Removing Tax Rates](#)
- [Related Topics](#)

3. Click **Yes** in the confirmation message.



Related Topics

[Adding Tax Engines](#)

[Adding Tax Rates](#)

[Adding Tax Exemption Types](#)

[Adding Tax Authority Numbers](#)

[Managing Tax Engines](#)

[Managing Tax Exemption Types](#)

[Managing Tax Authority Numbers](#)

[Setting the Default Tax Calculation Method](#)