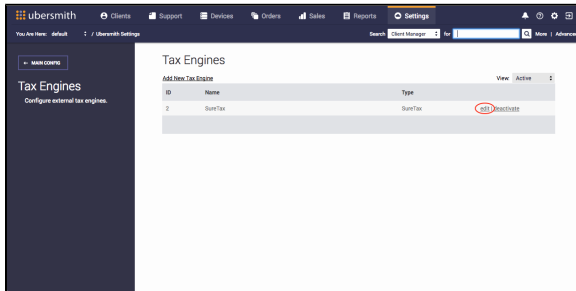


# Managing Tax Engines

Once you have [added a tax engine](#), you can perform various action.

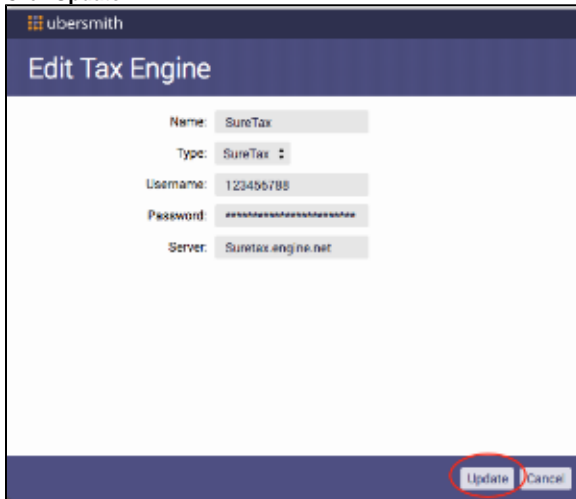
## Editing Tax Engines

1. Access the *Tax Engines* page.
2. Click **edit**.



The *Edit Tax Engine* page appears.

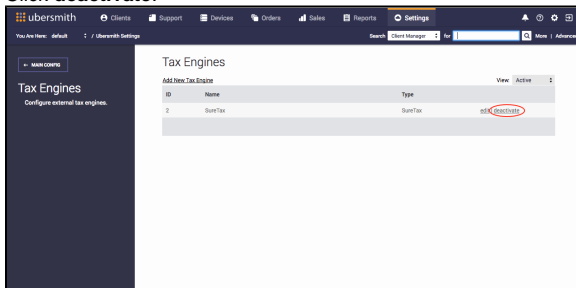
3. Make any necessary updates you need.
4. Click **Update**.



## Removing Tax Engines

Removing, or deactivating an entire tax engine, such as SureTax, disables all taxes on services that are configured to use it.

1. Access the *Tax Engines* page.
2. Click **deactivate**.

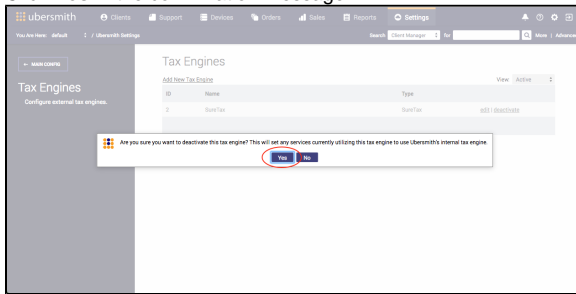


On this page:

On this page:

- Editing Tax Engines
- Removing Tax Engines
- Related Topics

3. Click **Yes** in the confirmation message.



## Related Topics

[Adding Tax Engines](#)

[Adding Tax Rates](#)

[Adding Tax Exemption Types](#)

[Adding Tax Authority Numbers](#)

[Managing Tax Rates](#)

[Managing Tax Exemption Types](#)

[Managing Tax Authority Numbers](#)

[Setting the Default Tax Calculation Method](#)