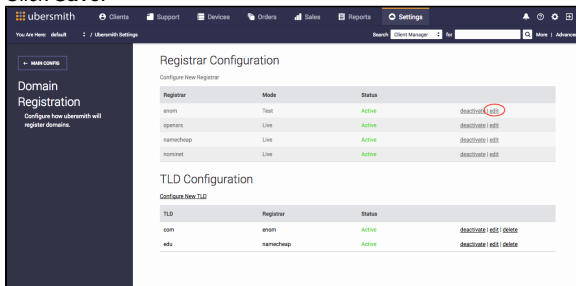


Managing Domain Registrars and Top Level Domains

Once you have [added a registrar and top-level domains](#) you can perform various actions.

Editing Registrars or TLDs

1. [Access the Registrar Configuration page.](#)
2. Click **edit** for the registrar or TLD you want to edit. The *Registrar Configuration* page appears.
3. Make any necessary updates you need.
4. Click **Save**.



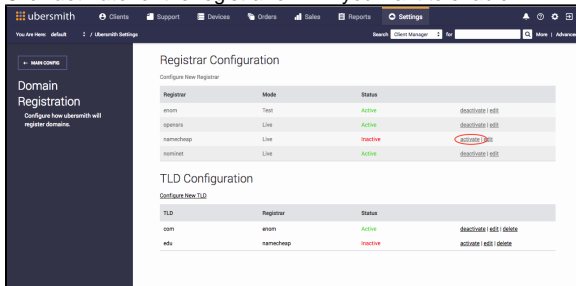
On this page:

On this page:

- [Editing Registrars or TLDs](#)
- [Activating Registrars or TLDs](#)
- [Deactivating Registrars or TLDs](#)
- [Deleting TLDs](#)
- [Communicating Domain Expiration Notices](#)
- [Related Topics](#)

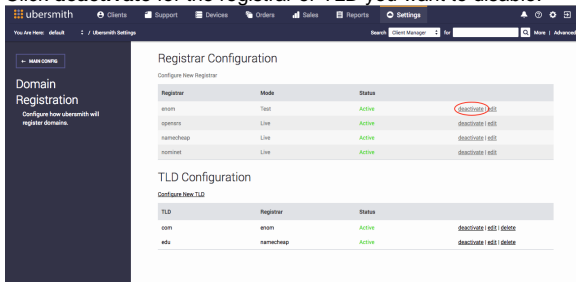
Activating Registrars or TLDs

1. [Access the Registrar Configuration page.](#)
2. Click **activate** for the registrar or TLD you want to enable.



Deactivating Registrars or TLDs

1. [Access the Registrar Configuration page.](#)
2. Click **deactivate** for the registrar or TLD you want to disable.



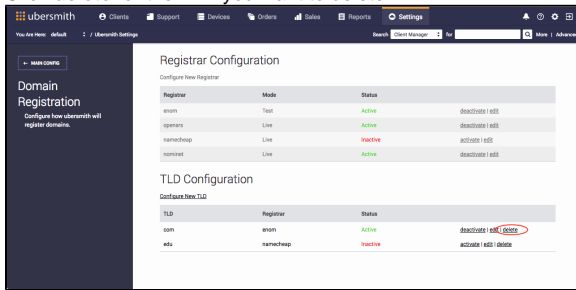
Important

When a registrar is deactivated, any TLDs assigned to it will no longer be able to be registered. If a TLD is deactivated, no domains will be able to be registered under that TLD.

Deleting TLDs

1. [Access the Registrar Configuration page.](#)

2. Click **delete** for the TDL you want to delete.



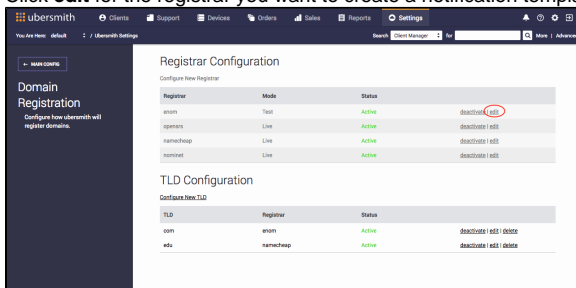
Important

If a TLD is deleted, no domains will be able to be registered under that TLD.

Communicating Domain Expiration Notices

You can send email notices to clients before their domain name expires. Ubersmith sends notifications for all relevant domains associated with each registrar. If multiple registrars are in use, you will need to configure notification templates for each one separately.

1. [Access the Registrar Configuration page.](#)
2. Click **edit** for the registrar you want to create a notification template for.



The *Registrar Configuration* page appears.

3. Complete the *Expiry Notice* tab.



Note

Refer to [Complete the Expiry Notice tab](#) for more information.

Related Topics

[Adding Domain Registrars and Top Level Domains](#)

[Configuring Domain Management Billing](#)

[Adding, Registering or Transferring a Domain](#)