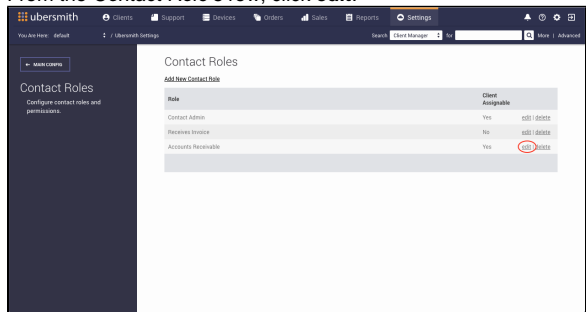


Managing Contact Roles

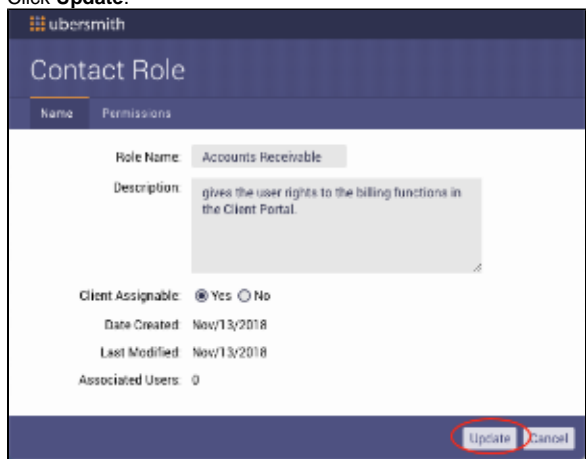
Once you have [created contact roles](#), you can perform various actions on them.

Editing Contact Roles

1. [Access the Contact Roles page.](#)
2. From the *Contact Role's* row, click **edit**.



- The *Contact Role* page appears.
3. Make any necessary changes.
 4. Click **Update**.



On this page:

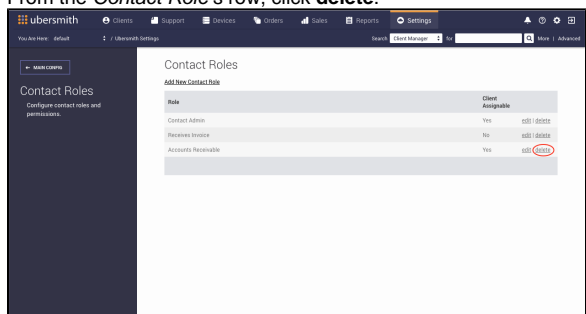
On this page:

- [Editing Contact Roles](#)
- [Deleting User Roles](#)
- [Related Topics](#)

Deleting User Roles

Deleting a contact role eliminates all current contact's role rights assigned to that role.

1. [Access the Contact Roles page.](#)
2. From the *Contact Role's* row, click **delete**.



- A confirmation message appears.
3. Click **Yes**.

Related Topics

[Adding Contacts](#)

[Managing Contacts](#)