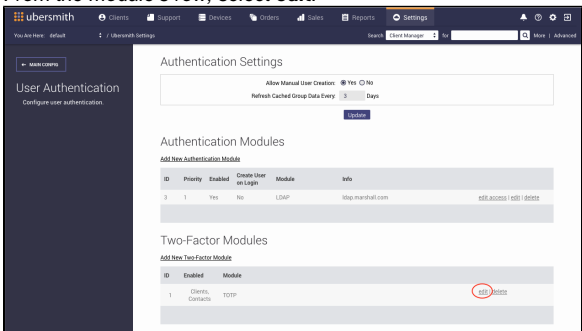


Managing Two-Factor Modules

Once you have [created a two-factor module](#), you can perform various actions on it.

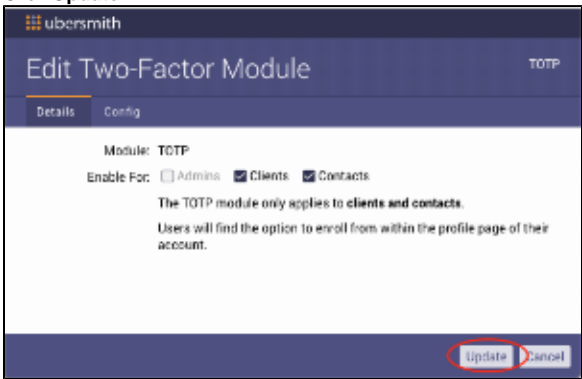
Editing Two-Factor Modules

1. [Access the User Authentication page.](#)
2. *From the module's row, select **edit**.*



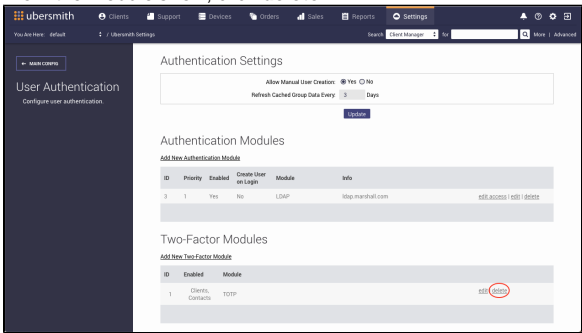
The Edit Two-Factor Module page appears.

3. Make any necessary changes.
4. Click **Update**.



Deleting Two-Factor Modules

1. [Access the User Authentication page.](#)
2. *From the module's row, click **delete**.*



A confirmation message appears.

3. Click **Yes**.

Related Topics

[Configuring User Authentication](#)

[Adding a User Authentication Module](#)

[Managing Authentication Modules](#)

[Adding a Two-Factor Authentication Module](#)

On this page:

On this page:

- [Editing Two-Factor Modules](#)
- [Deleting Two-Factor Modules](#)
- [Related Topics](#)

