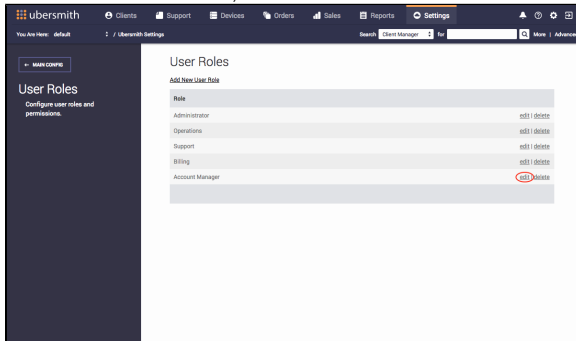


# Managing User Roles

Once you have [created user roles](#), you can perform various actions on them.

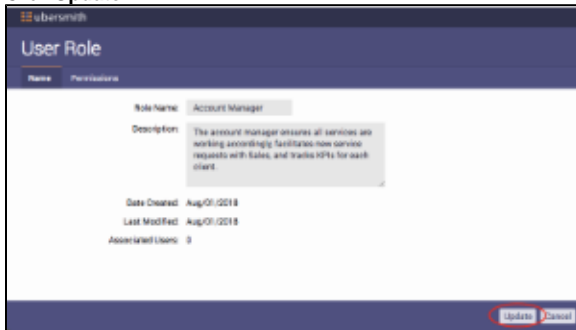
## Editing User Roles

1. [Access the User Roles page.](#)
2. From the *User Role's* row, click **edit**.



The User Role page appears.

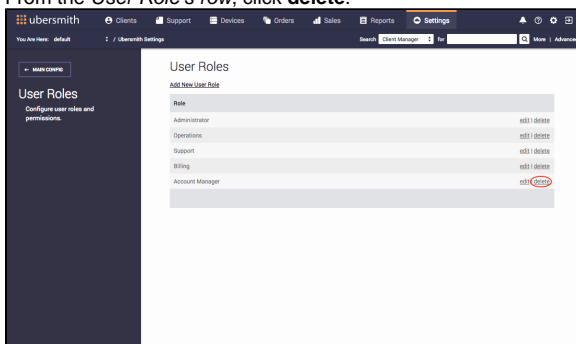
3. Make any necessary changes.
4. Click **Update**.



## Deleting User Roles

Deleting a user role eliminates all current user's role rights assigned to that role.

1. [Access the User Roles page.](#)
2. From the *User Role's* row, click **delete**.



A confirmation message appears.

3. Click **Yes**.



## Related Topics

[Adding Users](#)

[Adding User Roles](#)

On this page:

On this page:

- [Editing User Roles](#)
- [Deleting User Roles](#)
- [Related Topics](#)

