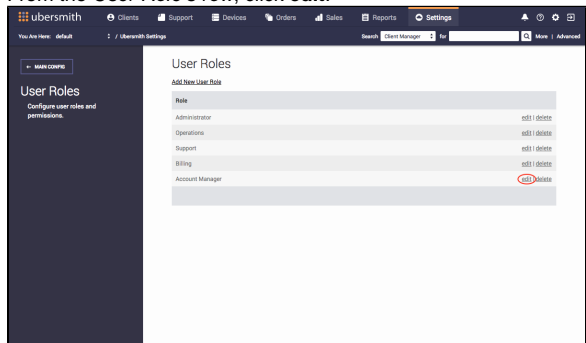


Managing User Roles

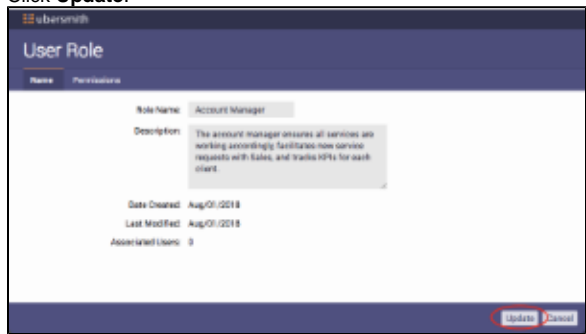
Once you have [created user roles](#), you can perform various actions on them.

Editing User Roles

1. [Access the User Roles page.](#)
2. From the *User Role's* row, click **edit**.



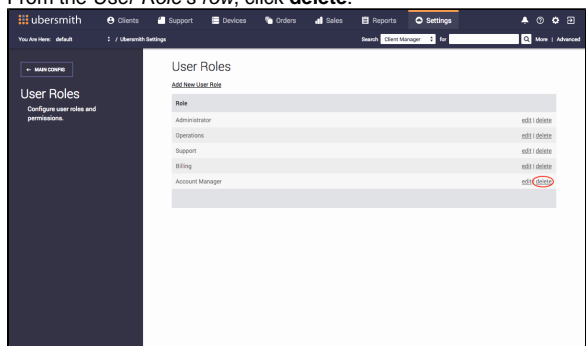
- The User Role page appears.
3. Make any necessary changes.
 4. Click **Update**.



Deleting User Roles

Deleting a user role eliminates all current user's role rights assigned to that role.

1. [Access the User Roles page.](#)
2. From the *User Role's* row, click **delete**.



- A confirmation message appears.
3. Click **Yes**.



Related Topics

[Adding Users](#)

[Adding User Roles](#)

On this page:

On this page:

- [Editing User Roles](#)
- [Deleting User Roles](#)
- [Related Topics](#)

