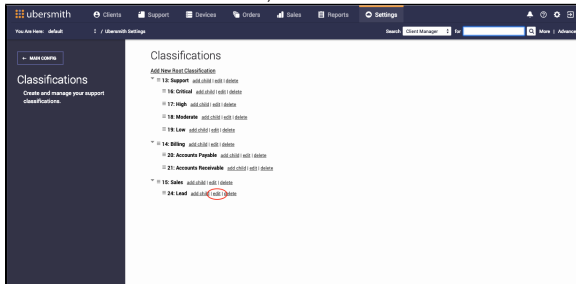


# Managing Support Classifications

Once you have [created support classifications](#), you can perform various actions on them.

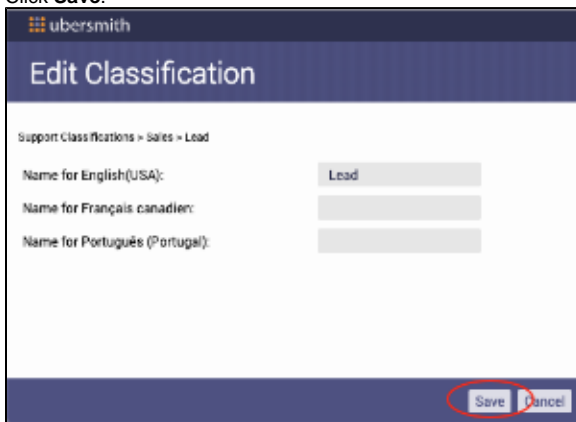
## Editing Classifications

1. [Access the Classifications page.](#)
2. In the *root classification's* row, click **edit**.



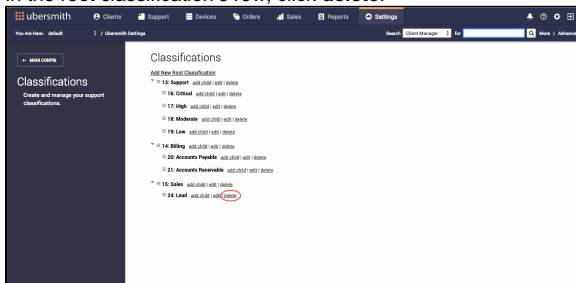
The *Edit Classification* page appears.

3. Make any necessary changes.
4. Click **Save**.



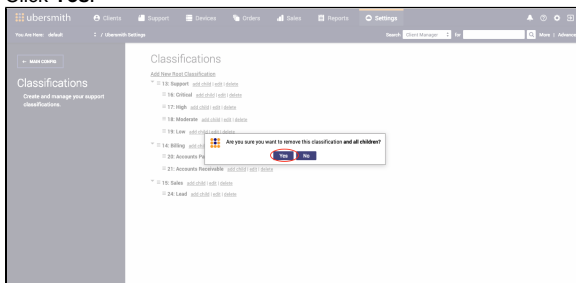
## Deleting Classifications

1. [Access the Classifications page.](#)
2. In the root classification's row, click **delete**.



A confirmation message appears.

3. Click **Yes**.



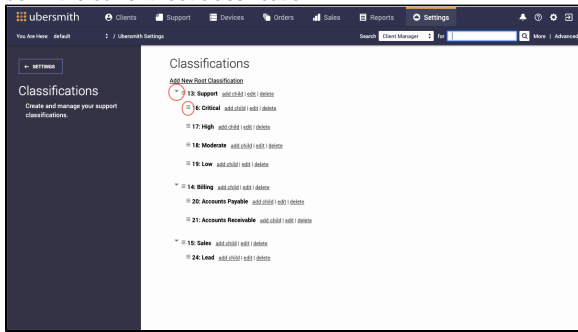
## Reordering Support Classifications

On this page:

On this page:

- [Editing Classifications](#)
- [Deleting Classifications](#)
- [Reordering Support Classifications](#)
- [Related Topics](#)

1. [Access the Classifications page.](#)
2. Click and drag the root classification to move that item up or down the list.
3. Click and drag a child classification to move that item to another root classifications, or up or down the current root classification.



## Related Topics

[Adding Support Classifications](#)