

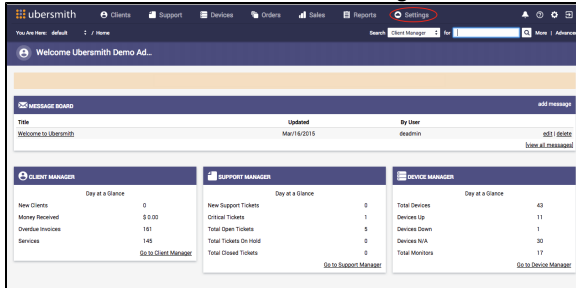
Adding Tax Engines

Ubersmith integrates with [SureTax](#) to provide automatic tax calculations. SureTax is third-party software that provides tax services. It calculates sales and use tax in real time for thousands of jurisdictions across the US and Canada. You can easily configure it to support complicated scenarios, tax requirements and tax holidays with ease. It also allows you to configure exemptions, overrides, business rules, nexus and locations.

If you're not using SureTax, you can [manually add your tax rates](#).

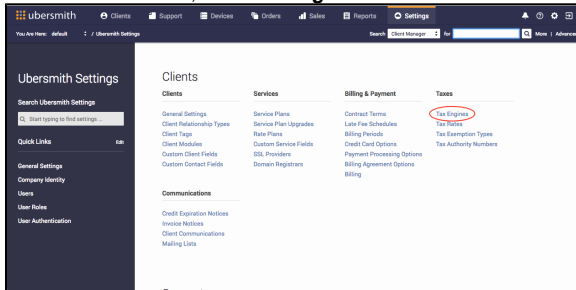
Access the Tax Engine Page

1. From the *Ubersmith Dashboard*, click **Settings**.



The *Ubersmith Settings* page appears.

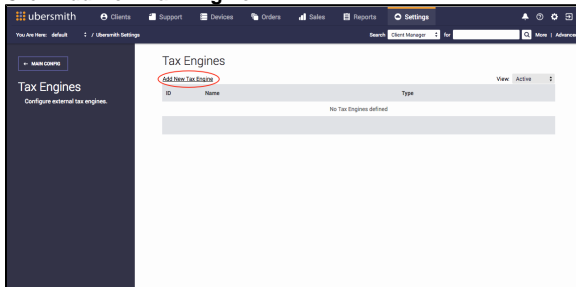
2. In the *Clients* section, click **Tax Engines**.



The *Taxes Engines* page appears.

Complete the Add Tax Engine Page

1. [Access the Tax Engines page](#).
2. Click **Add New Tax Engine**.



The *Add Tax Engine* page appears.

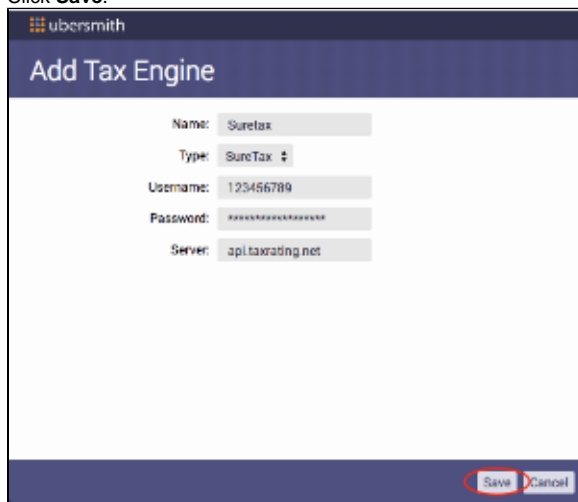
3. In the **Name** field, enter the name of your tax engine.
4. In the **Type** field, select the appropriate tax engine.
5. In the **Username** field, enter your tax engine's API user name.
6. In the **Password** field, enter your tax engine's API password.
7. In the **Server** field, enter **api.taxrating.net**.

On this page:

On this page:

- [Access the Tax Engine Page](#)
- [Complete the Add Tax Engine Page](#)
- [Related Topics](#)

8. Click **Save**.



The screenshot shows a web application window titled 'ubersmith' with a dark blue header. Below the header, the title 'Add Tax Engine' is displayed. The form contains five input fields: 'Name' with the value 'Suretax', 'Type' with the value 'SureTax' and a dropdown arrow, 'Username' with the value '123456789', 'Password' with a masked value 'xxxxxxxxxxxx', and 'Server' with the value 'api.taxrating.net'. At the bottom right of the form, there are two buttons: 'Save' and 'Cancel'. The 'Save' button is highlighted with a red circle.

Related Topics

[Adding Tax Rates](#)

[Adding Tax Exemption Types](#)

[Adding Tax Authority Numbers](#)

[Managing Tax Engines](#)

[Managing Tax Rates](#)

[Managing Tax Exemption Types](#)

[Managing Tax Authority Numbers](#)

[Setting the Default Tax Calculation Method](#)