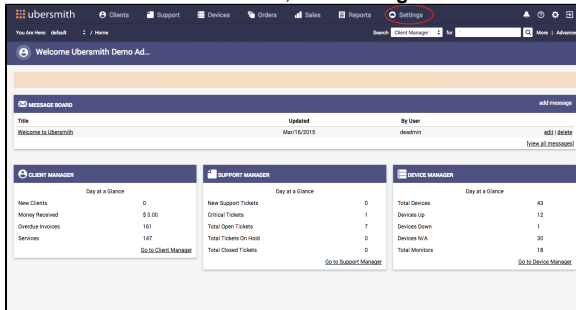


# Adding Billing Agreements

Billing agreements allow you to establish recurring payments from a client without the need to store credit card data.

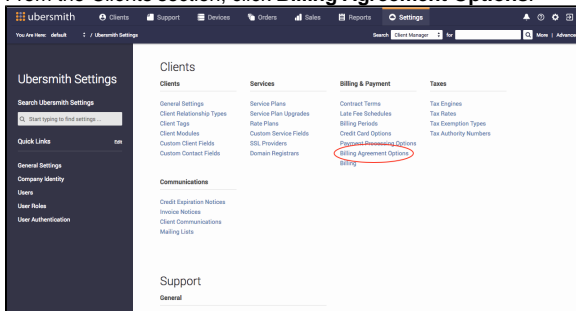
## Access the Billing Agreement Options Page

1. From the *Ubersmith Dashboard*, click **Settings**.



The *Ubersmith Settings* page appears.

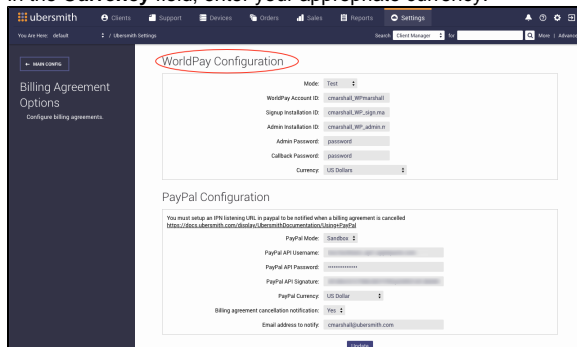
2. From the *Clients* section, click **Billing Agreement Options**.



The *Billing Agreement Options* page appears.

## Configuring WorldPay

1. Access the *Billing Agreement Options* page.
2. Complete the *WorldPay Configuration* section.
  - In the **Mode** field, select **Live**.
  - In the **WorldPay Account ID** field, enter your WorldPay account ID.
  - In the **Signup Installation ID** field, enter your WorldPay signup installation ID.
  - In the **Admin Installation ID** field, enter your WorldPay admin installation ID.
  - In the **Admin Password** field, enter your WorldPay admin password.
  - In the **Callback Password** field, enter your WorldPay callback password.
  - In the **Currency** field, enter your appropriate currency.



## Configuring PayPal

1. Access the *Billing Agreement Options* page.
2. Complete the *PayPal Configuration* section.
  - In the **PayPal Mode** field, select **Live**.
  - In the **PayPal API Username** field, enter your PayPal API user name.
  - In the **PayPal API Password** field, enter your PayPal API password.
  - In the **PayPal Signature** field, enter your PayPal API signature code.
  - In the **PayPal Currency** field, select your appropriate currency.

- In the **Billing agreement cancellation notification** field, select **Yes** to receive an email your client cancels their billing agreement in PayPal.
- In the Email address to notify field, enter the email address to receive the cancellation notification.

**WorldPay Configuration**

Mode: Text

WorldPay Account ID: crenshaw\_001marchall

Signup Installation ID: crenshaw\_WFP\_signup

Admin Installation ID: crenshaw\_WFP\_admin

Admin Password: password

Callback Password: password

Currency: US Dollars

**PayPal Configuration**

You must setup an IPN listening URL, in paypal to be notified when a billing agreement is cancelled  
<https://docs.ubersmith.com/docs/ubersmith-documentation/ubersmith-paypal>

PayPal Mode: Sandbox

PayPal API Username: crenshaw@ubersmith.com

PayPal API Password: password

PayPal API Signature: crenshaw@ubersmith.com

PayPal Currency: US Dollar

Billing agreement cancellation notification: Yes

Email address to notify: crenshaw@ubersmith.com

**Update**

## Save Your Configuration Settings

- Click **Update**.

**WorldPay Configuration**

Mode: Text

WorldPay Account ID: crenshaw\_001marchall

Signup Installation ID: crenshaw\_WFP\_signup

Admin Installation ID: crenshaw\_WFP\_admin

Admin Password: password

Callback Password: password

Currency: US Dollars

**PayPal Configuration**

You must setup an IPN listening URL, in paypal to be notified when a billing agreement is cancelled  
<https://docs.ubersmith.com/docs/ubersmith-documentation/ubersmith-paypal>

PayPal Mode: Sandbox

PayPal API Username: crenshaw@ubersmith.com

PayPal API Password: password

PayPal API Signature: crenshaw@ubersmith.com

PayPal Currency: US Dollar

Billing agreement cancellation notification: Yes

Email address to notify: crenshaw@ubersmith.com

**Update**

## Related Topics

[Managing Billing Agreements](#)

[Configuring Payment Processing Options](#)

[Using PayPal](#)