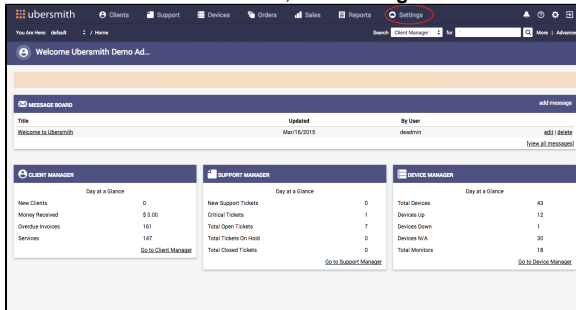


Adding Billing Agreements

Billing agreements allow you to establish recurring payments from a client without the need to store credit card data.

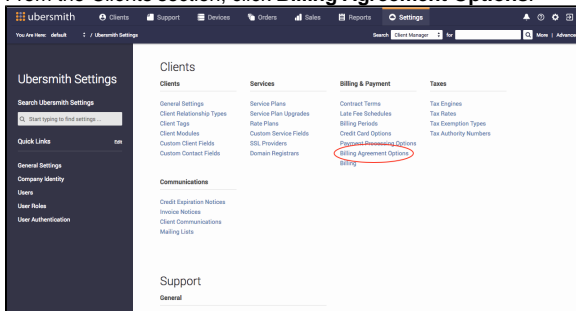
Access the Billing Agreement Options Page

1. From the *Ubersmith Dashboard*, click **Settings**.



The *Ubersmith Settings* page appears.

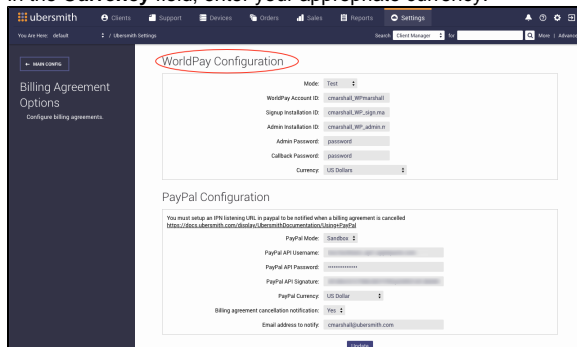
2. From the *Clients* section, click **Billing Agreement Options**.



The *Billing Agreement Options* page appears.

Configuring WorldPay

1. Access the *Billing Agreement Options* page.
2. Complete the *WorldPay Configuration* section.
 - In the **Mode** field, select **Live**.
 - In the **WorldPay Account ID** field, enter your WorldPay account ID.
 - In the **Signup Installation ID** field, enter your WorldPay signup installation ID.
 - In the **Admin Installation ID** field, enter your WorldPay admin installation ID.
 - In the **Admin Password** field, enter your WorldPay admin password.
 - In the **Callback Password** field, enter your WorldPay callback password.
 - In the **Currency** field, enter your appropriate currency.



Configuring PayPal

1. Access the *Billing Agreement Options* page.
2. Complete the *PayPal Configuration* section.
 - In the **PayPal Mode** field, select **Live**.
 - In the **PayPal API Username** field, enter your PayPal API user name.
 - In the **PayPal API Password** field, enter your PayPal API password.
 - In the **PayPal API Signature** field, enter your PayPal API signature code.
 - In the **PayPal Currency** field, select your appropriate currency.

- In the **Billing agreement cancellation notification** field, select **Yes** to receive an email your client cancels their billing agreement in PayPal.
- In the Email address to notify field, enter the email address to receive the cancellation notification.

WorldPay Configuration

Mode:

WorldPay Account ID:

Signup Installation ID:

Admin Installation ID:

Admin Password:

Callback Password:

Currency:

PayPal Configuration

You must setup an IPN listening URL, in paypal to be notified when a billing agreement is cancelled
<https://docs.ubersmith.com/docs/ubersmith-documentation/ubersmith-paypal>

PayPal Mode:

PayPal API Username:

PayPal API Password:

PayPal API Signature:

PayPal Currency:

Billing agreement cancellation notification:

Email address to notify:

Save Your Configuration Settings

- Click **Update**.

WorldPay Configuration

Mode:

WorldPay Account ID:

Signup Installation ID:

Admin Installation ID:

Admin Password:

Callback Password:

Currency:

PayPal Configuration

You must setup an IPN listening URL, in paypal to be notified when a billing agreement is cancelled
<https://docs.ubersmith.com/docs/ubersmith-documentation/ubersmith-paypal>

PayPal Mode:

PayPal API Username:

PayPal API Password:

PayPal API Signature:

PayPal Currency:

Billing agreement cancellation notification:

Email address to notify:

Related Topics

[Managing Billing Agreements](#)

[Configuring Payment Processing Options](#)

[Using PayPal](#)