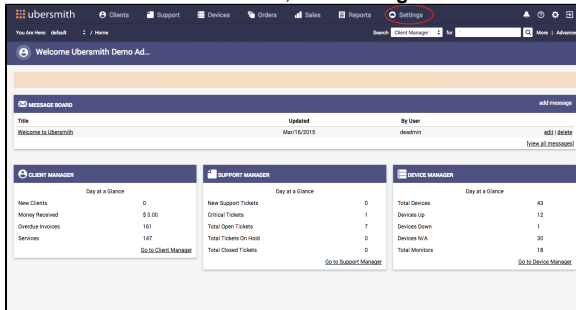


Adding Billing Agreements

Billing agreements allow you to establish recurring payments from a client without the need to store credit card data.

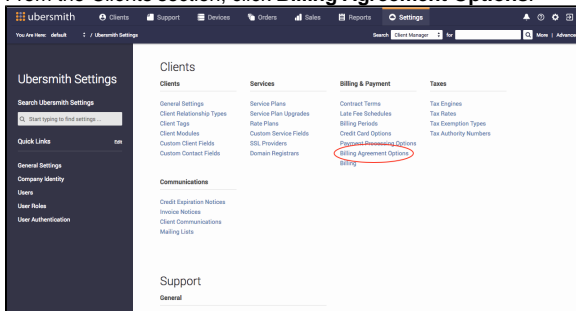
Access the Billing Agreement Options Page

1. From the **Ubersmith Dashboard**, click **Settings**.



The **Ubersmith Settings** page appears.

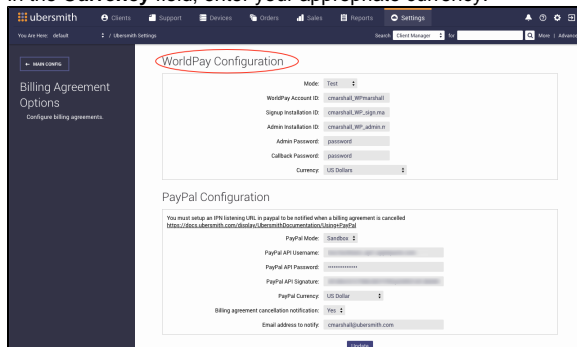
2. From the **Clients** section, click **Billing Agreement Options**.



The **Billing Agreement Options** page appears.

Configuring WorldPay

1. [Access the Billing Agreement Options page.](#)
2. Complete the **WorldPay Configuration** section.
 - In the **Mode** field, select **Live**.
 - In the **WorldPay Account ID** field, enter your WorldPay account ID.
 - In the **Signup Installation ID** field, enter your WorldPay signup installation ID.
 - In the **Admin Installation ID** field, enter your WorldPay admin installation ID.
 - In the **Admin Password** field, enter your WorldPay admin password.
 - In the **Callback Password** field, enter your WorldPay callback password.
 - In the **Currency** field, enter your appropriate currency.



Configuring PayPal

1. [Access the Billing Agreement Options page.](#)
2. Complete the **PayPal Configuration** section.
 - In the **PayPal Mode** field, select **Live**.
 - In the **PayPal API Username** field, enter your PayPal API user name.
 - In the **PayPal API Password** field, enter your PayPal API password.
 - In the **PayPal API Signature** field, enter your PayPal API signature code.
 - In the **PayPal Currency** field, select your appropriate currency.

- In the **Billing agreement cancellation notification** field, select **Yes** to receive an email your client cancels their billing agreement in PayPal.
- In the Email address to notify field, enter the email address to receive the cancellation notification.

WorldPay Configuration

Mode: Text

WorldPay Account ID: crenshaw_001march2014

Signup Installation ID: crenshaw_WFP_signup

Admin Installation ID: crenshaw_WFP_admin

Admin Password: password

Callback Password: password

Currency: US Dollars

PayPal Configuration

You must setup an IPN listening URL, in paypal to be notified when a billing agreement is cancelled
<https://docs.ubersmith.com/docs/ubersmith-documentation/ubersmith-paypal>

PayPal Mode: Sandbox

PayPal API Username: crenshaw@ubersmith.com

PayPal API Password: password

PayPal API Signature: crenshaw@ubersmith.com

PayPal Currency: US Dollar

Billing agreement cancellation notification: Yes

Email address to notify: crenshaw@ubersmith.com

Update

Save Your Configuration Settings

- Click **Update**.

WorldPay Configuration

Mode: Text

WorldPay Account ID: crenshaw_001march2014

Signup Installation ID: crenshaw_WFP_signup

Admin Installation ID: crenshaw_WFP_admin

Admin Password: password

Callback Password: password

Currency: US Dollars

PayPal Configuration

You must setup an IPN listening URL, in paypal to be notified when a billing agreement is cancelled
<https://docs.ubersmith.com/docs/ubersmith-documentation/ubersmith-paypal>

PayPal Mode: Sandbox

PayPal API Username: crenshaw@ubersmith.com

PayPal API Password: password

PayPal API Signature: crenshaw@ubersmith.com

PayPal Currency: US Dollar

Billing agreement cancellation notification: Yes

Email address to notify: crenshaw@ubersmith.com

Update

Related Topics

[Managing Billing Agreements](#)

[Configuring Payment Processing Options](#)

[Using PayPal](#)