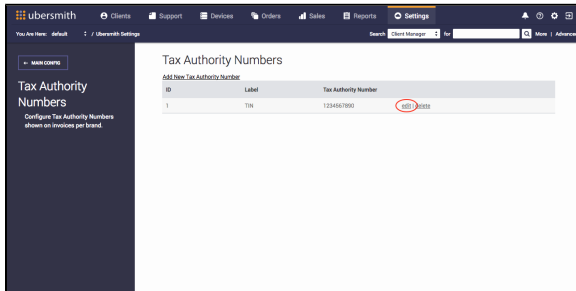


Managing Tax Authority Numbers

Once you have [added a tax authority number](#), you can perform various action.

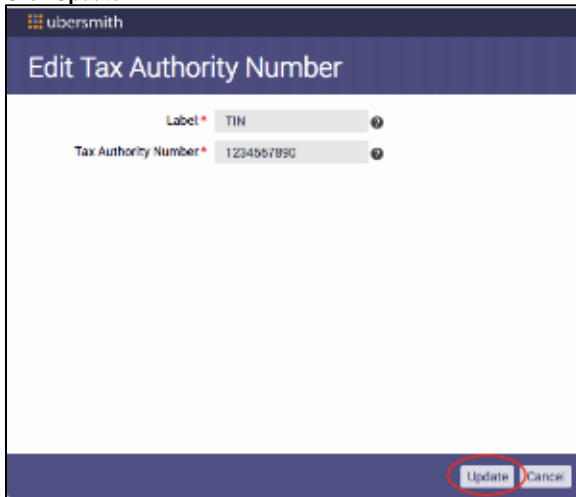
Editing Tax Authority Numbers

1. [Access the Tax Authority Numbers page.](#)
2. Click **edit**.



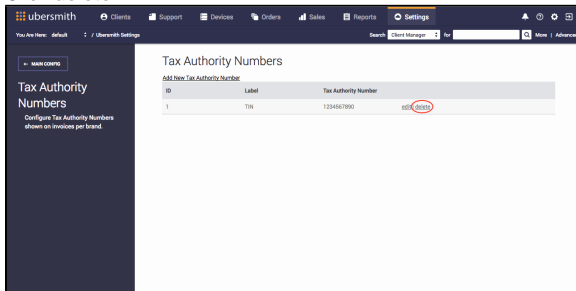
The *Edit Tax Authority Number* page appears.

3. Make any necessary updates you need.
4. Click **Update**.

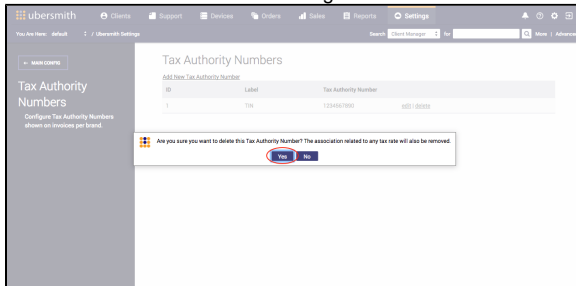


Deleting Tax Engines

1. [Access the Tax Authority Numbers page.](#)
2. Click **delete**.



3. Click **Yes** in the confirmation message.



On this page:

On this page:

- [Editing Tax Authority Numbers](#)
- [Deleting Tax Engines](#)
- [Related Topics](#)

Related Topics

[Adding Tax Engines](#)

[Adding Tax Rates](#)

[Adding Tax Exemption Types](#)

[Adding Tax Authority Numbers](#)

[Managing Tax Engines](#)

[Managing Tax Rates](#)

[Managing Tax Exemption Types](#)

[Setting the Default Tax Calculation Method](#)