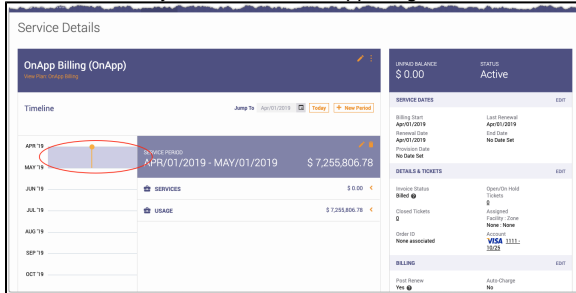


# Viewing OnApp Usage

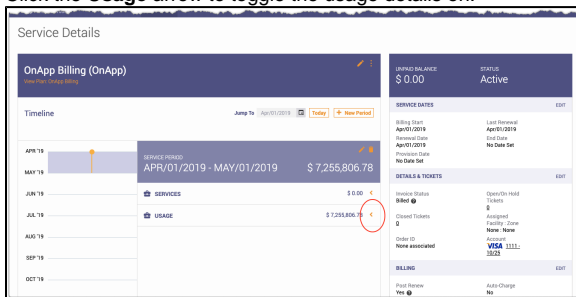
You can view your client's OnApp usage. Usage is calculated at the end of the service period when the service renews. The dollar value for that period is reported by OnApp and then set as the price of the service. The default usage displays a summary that corresponds to the current billing period. You can also access more details. OnApp usage will also be available on related invoices.

1. [Access the client's OnApp Billing Service Details page.](#)
2. Select the month you want to see OnApp usage for.

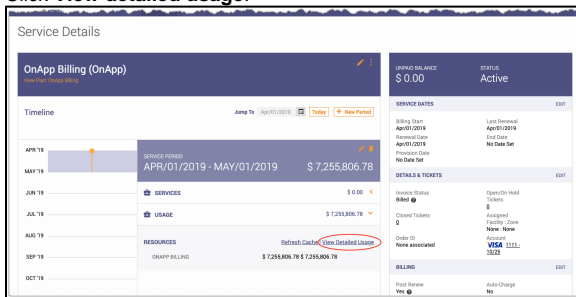


The selected month's information displays.

3. Click the **Usage** arrow to toggle the usage details on.

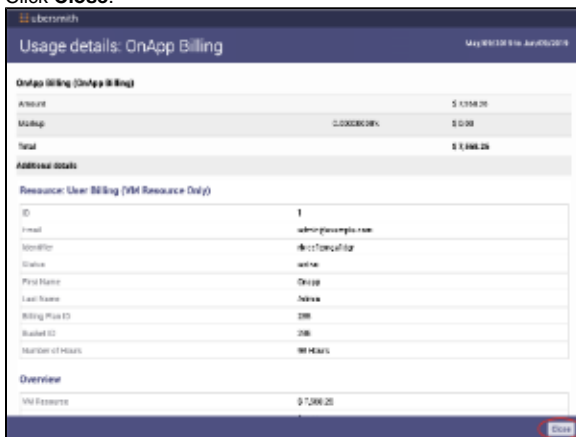


4. Click **View detailed usage**.



The Usage Details page appears.

5. Click **Close**.



On this page:

On this page:

- [Related Topics](#)

## Related Topics

[Configuring OnApp Billing](#)

