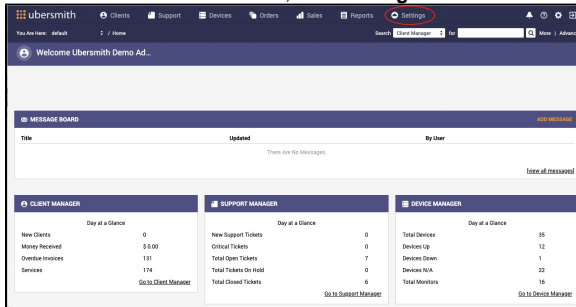


Adding Opportunity Types

Opportunity types are used to categorize the type of sale opportunity.

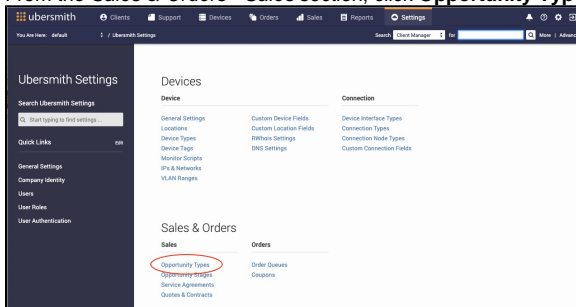
Accessing the Opportunity Types Page

1. From the *Ubersmith Dashboard*, click **Settings**.



The *Ubersmith Settings* page appears.

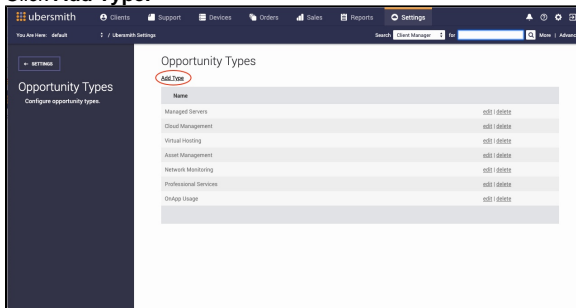
2. From the *Sales & Orders - Sales* section, click **Opportunity Types**.



The *Opportunity Types* page appears.

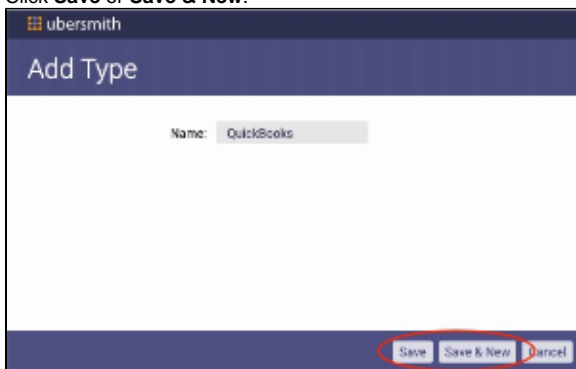
Completing the Add Type Page

1. Click **Add Type**.



The *Add Type* page appears.

2. In the **Name** field, enter the name of the opportunity type.
3. Click **Save** or **Save & New**.



On this page:

On this page:

- [Accessing the Opportunity Types Page](#)
- [Completing the Add Type Page](#)
- [Related Topics](#)

Related Topics