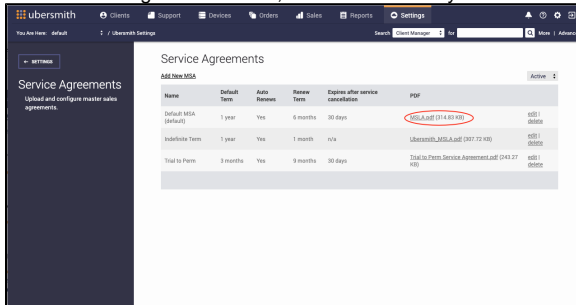


Managing Service Agreements

Once you have [created service agreements](#), you can perform various actions on them.

Viewing PDF Service Agreements

1. [Access the Service Agreements page.](#)
2. In the service agreement's row, click the PDF link you want to view.



The PDF appears in a new browser tab.

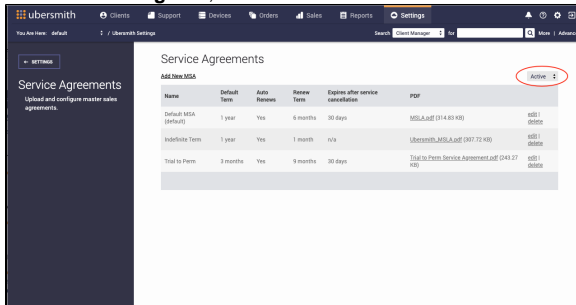
On this page:

On this page:

- [Viewing PDF Service Agreements](#)
- [Viewing Active Service Agreements](#)
- [Viewing Deleted Service Agreements](#)
- [Editing Service Agreements](#)
- [Deleting Service Agreements](#)
- [Related Topics](#)

Viewing Active Service Agreements

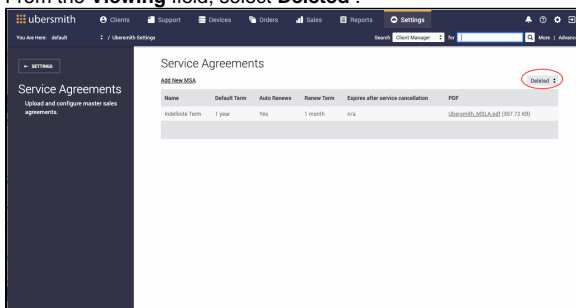
1. [Access the Service Agreements page.](#)
2. From the **Viewing** field, select **Active**.



The *Service Agreements* page lists only active agreements.

Viewing Deleted Service Agreements

1. [Access the Service Agreements page.](#)
2. From the **Viewing** field, select **Deleted**.

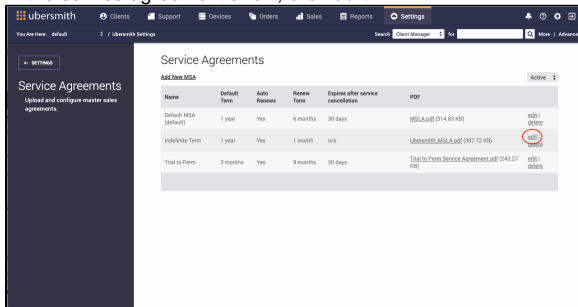


The *Service Agreements* page lists only deleted agreements.

Editing Service Agreements

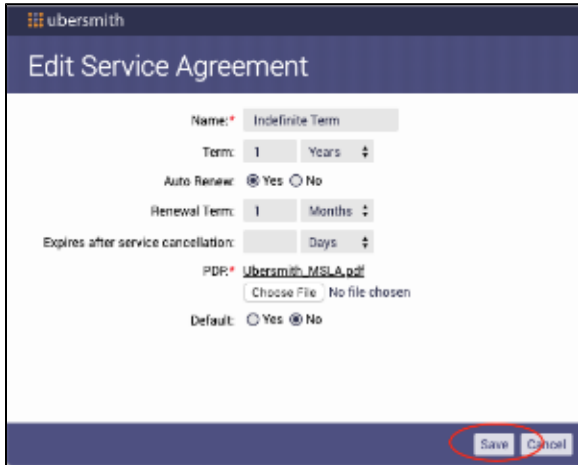
1. [Access the Service Agreements page.](#)

-
2. In the service agreement's row, click **edit**.



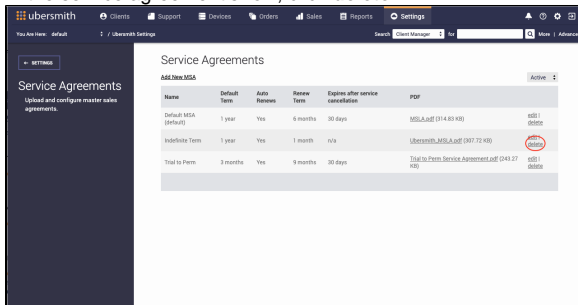
The *Edit Service Agreement* page appears.

-
-
3. Make any necessary changes.
4. Click **Save**.



Deleting Service Agreements

1. Access the [Service Agreements](#) page.
2. In the service agreement's row, click **delete**.



A confirmation message appears.

-
-
3. Click **Yes**.

Related Topics