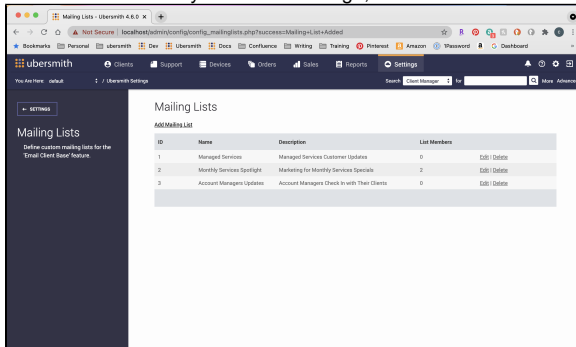


Managing Mailing Lists

Once you have [created mailing lists](#), you can perform various actions on them.

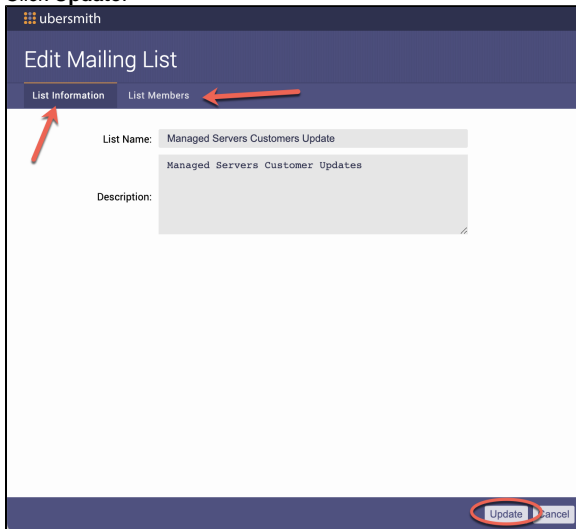
Editing Mailing Lists

1. [Access the Mailing Lists page.](#)
2. In the row for the list you want to change, click **Edit**.



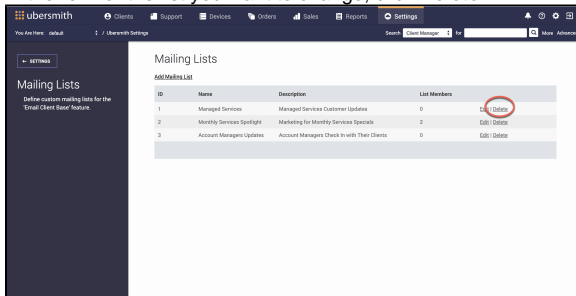
The *Edit Mailing List* page appears.

3. Update the list information or members, as necessary.
4. Click **Update**.



Deleting Mailing Lists

1. [Access the Mailing Lists page.](#)
2. In the row for the list you want to change, click **Delete**.



A confirmations message appears.

3. Click **Yes**.

Related Topics

[Adding Mailing Lists](#)

On this page:

On this page:

- [Editing Mailing Lists](#)
- [Deleting Mailing Lists](#)
- [Related Topics](#)