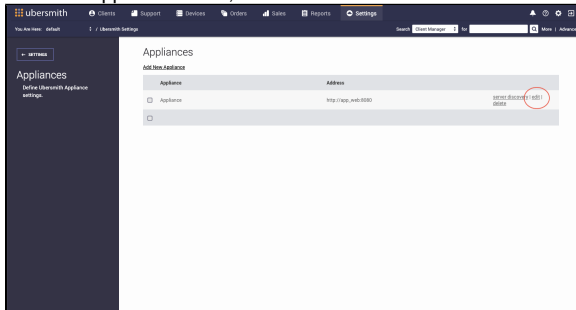


# Managing Appliances

Once you have [added appliances](#), you can perform various actions on them

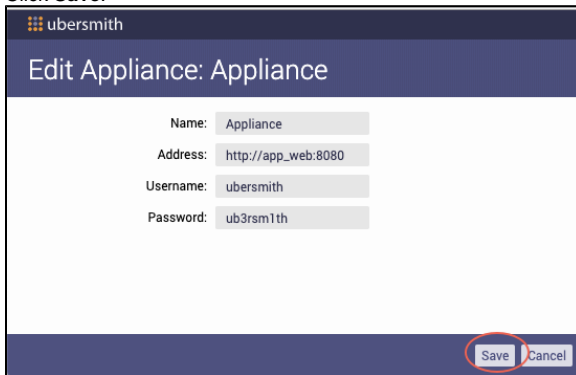
## Editing Appliances

1. [Access the Appliances page.](#)
2. From the appliance's row, click **edit**.



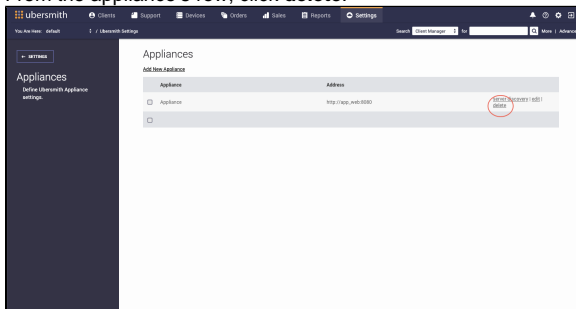
The *Edit Appliance* page appears.

3. Make any necessary changes.
4. Click **Save**.



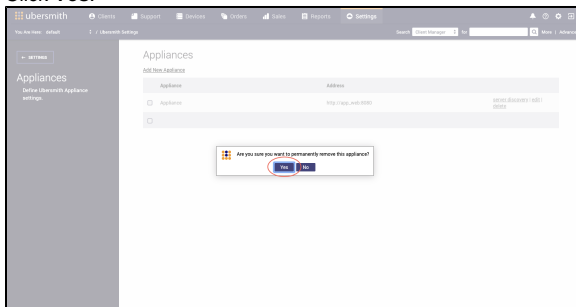
## Deleting Appliances

1. [Access the Appliances page.](#)
2. From the appliance's row, click **delete**.



A confirmation message appears.

3. Click **Yes**.



On this page:

On this page:

- [Editing Appliances](#)
- [Deleting Appliances](#)
- [Related Topics](#)

## Related Topics

[Adding Appliances](#)

[Adding Device Group and Device Type Modules](#)

[Managing Device Types Groups and Device Types](#)